

SAFETY AND SCHOOL ENVIRONMENT

Safe and Orderly School Features

Your School	does	does not
• allows after-school programs	<input checked="" type="checkbox"/>	<input type="checkbox"/>
• requires student uniforms	<input type="checkbox"/>	<input checked="" type="checkbox"/>
• encourages community programs in school building.	<input checked="" type="checkbox"/>	<input type="checkbox"/>
• conducts home visits	<input checked="" type="checkbox"/>	<input type="checkbox"/>
• has a closed campus	<input checked="" type="checkbox"/>	<input type="checkbox"/>
• requires parental conferences	<input checked="" type="checkbox"/>	<input type="checkbox"/>

Safety and Discipline

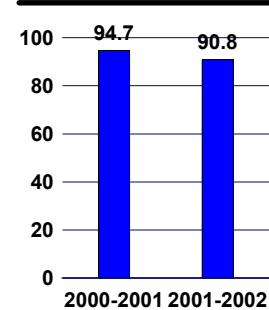
Safe schools are a top priority for parents, teachers, and communities. Your school's safety and discipline record for the 2001-2002 school year is:

Type of Incident	Number of Incidents Reported	Action Taken				
		In School Suspension	Out of School Suspension	Expulsion	Referred to Law Enforce.	Other
Substance Abuse - Drugs						
Substance Abuse - Alcohol						
Substance Abuse - Tobacco						
Assaults/Fights						
Habitually Disruptive Students						
Dangerous Weapons						
Other Violations of Code of Conduct	31	8	23			

Student Attendance and Time Spent in Classroom

2001-2002	Your School
Length of School Year	170 days
Enrollment	574
Average Daily Attendance	521
Student Dropouts	N/A
Students Per Total Staff	12.4
Annual Number of Teacher Days Scheduled without Student Contact	12

Attendance Rate



Student Information Over Time

	1999-2000	2000-2001	2001-2002
Student Average Daily Attendance	94.8%	94.7%	90.8%
Student Dropouts	N/A	N/A	
Safety and Discipline Total Incidents Reported		47	31
Student Enrollment Stability			93.6%
Students Eligible for Free Lunch			139

OVERALL ACADEMIC PERFORMANCE RATINGS

- Excellent
- High
- Average
- Low
- Unsatisfactory

SCHOOL IMPROVEMENT RATINGS

- Significant Improvement
- Improvement
- Stable
- Decline
- Significant Decline

N/R - Data not reported to State

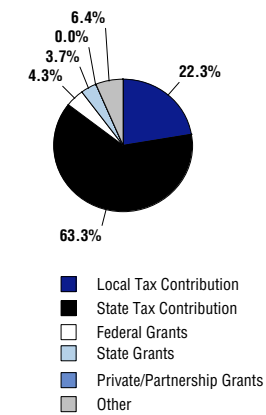
TAXPAYERS' REPORT

Sources of School District Revenue 2001

Local Tax Contribution	\$7,424,878
State Tax Contribution	21,066,097
Federal Grants	1,427,612
State Grants	1,221,582
Private/Partnership Grants	
Other Discretionary Income	2,146,733
Total School Dist Revenue	\$33,286,902

Total 2001 District Revenue Per Pupil = \$5,760

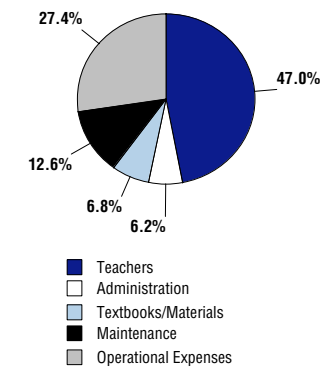
District Source of Funds 2001



District Use of Funds 2001

Teachers	\$15,461,914
Administration	2,029,857
Building & Facilities Maintenance	4,130,478
Operational Expenses	9,008,429
Textbooks/Materials	2,251,033
Total	\$32,881,711

District Use of Funds 2001



District Debt and Capital Construction & Equipment

Total Outstanding Bonded Debt	\$33,960,000
Average Annual Percentage Interest Rate on Debt	6.11%
Amount Raised from Most Recent Bond	\$16,825,000
Amount Spent on New Buildings During Last 2 Years	\$16,181,107

Voter Approved Funding Changes

Your community did / did not hold an election in November 2000.

The following items have been approved by voters:

- TABOR Override Bond Mill Levy Increase


Evans Elementary School

1675 Winnebago Road . Colorado Springs, CO 80915 . 719-597-1843
1110 / 1618

For more information and further details about this report, visit www.state.co.us/schools
Colorado Department of Education . 201 East Colfax Ave. Denver, CO 80203

10/31/2002

EVANS ELEMENTARY SCHOOL



FALCON 49

School Accountability Report 2001-2002 School Year

School Performance Summary

Overall Academic Performance

Average

Academic Improvement:

Rating calculated pursuant to section 22-7-604 (6)

Stable

How Evans Elementary School Compares To Nearby Elementary Schools

School	Academic Performance
Remington Elementary School	High
Henry Elementary School(1)	Average
Wilson Elementary School(1)	Low
Madison Elementary School(1)	Average
Rudy Elementary School(1)	High
Sand Creek Elementary School(2)	Average
Carver Elementary School(1)	Average
Roosevelt Edison Charter School(1)	Low
Penrose Elementary School(1)	Average
Wildflower Elementary School(2)	Low

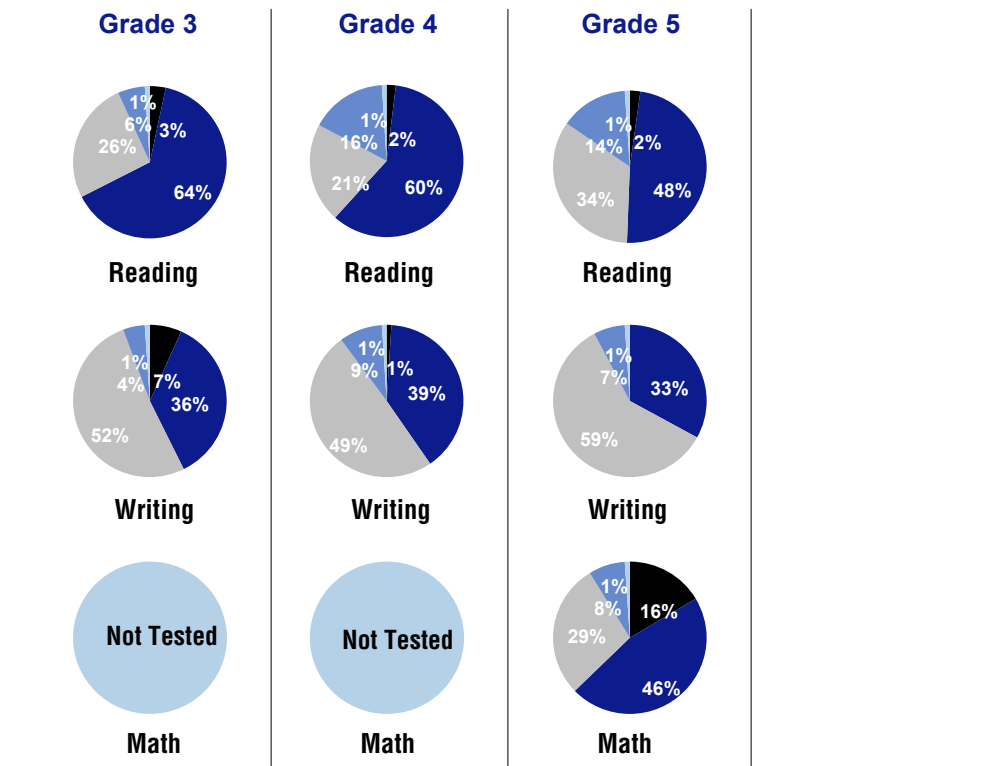
1 Located in Colorado Springs 11 School District.
2 Located in Harrison 2 School District.

For more information on additional schools, visit
www.state.co.us/schools

STUDENT PERFORMANCE

Colorado students are assessed once a year in order to measure their performance on state academic content standards, using the Colorado Student Assessment Program (CSAP). The chart below shows the results for grades 3 - 5 in the subject areas for reading, writing and math for all students tested.

CSAP 2002 Spring




■ % Advanced ■ % Proficient ■ % Partially Proficient ■ % Unsatisfactory ■ % No Score

Note: Percentages may not add to 100 due to rounding

Percent of Students Scoring Proficient and Advanced

	Your School	District	State
Grade 3-5 Reading	60%	73%	65%
Grade 3-5 Writing	39%	57%	51%
Grade 3-5 Math	63%	68%	55%



Each school in the State received a rating of "Excellent", "High", "Average", "Low", or "Unsatisfactory" for student academic performance in school year 2001-2002 using the CSAP results printed above. Every student in this school who took these tests was included in the calculation used to assign a rating, except for students who do not speak English, whose special needs require that they spend less than 45% of their time in a regular classroom, or who enrolled in the public school after February 1 of this school year. Your school's rating was determined by the percentage of students performing in each of the Advanced, Proficient, Partially Proficient, and Unsatisfactory levels. These percentages were weighted and combined across grade levels and academic areas. These weights reward performance at the Advanced and Proficient levels over performance at the Partially Proficient and Unsatisfactory levels. The ratings were assigned after calculating the weighted total for each academic area and grade level for each school and comparing this school to all other elementary schools for the 2001-2002 school year.

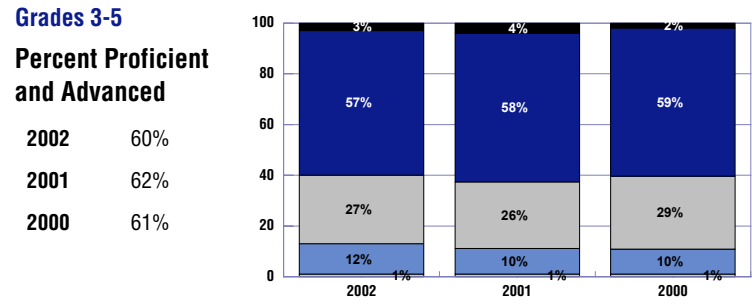
Overall Academic Performance for the 2001-2002 school year **Average**

SCHOOL HISTORY

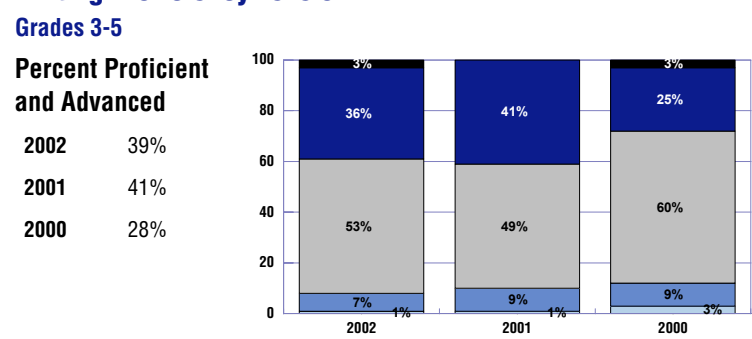
	2001-2002	2000-2001
Overall Academic Performance	Average	Average
School Improvement	Stable	

Each school receives a school improvement rating of Significant Improvement, Improvement, Stable, Decline, or Significant Decline. This rating is based upon the change in student academic performance from the previous year. Each school can improve its rating next year by improving student performance on the 2002-2003 CSAP.

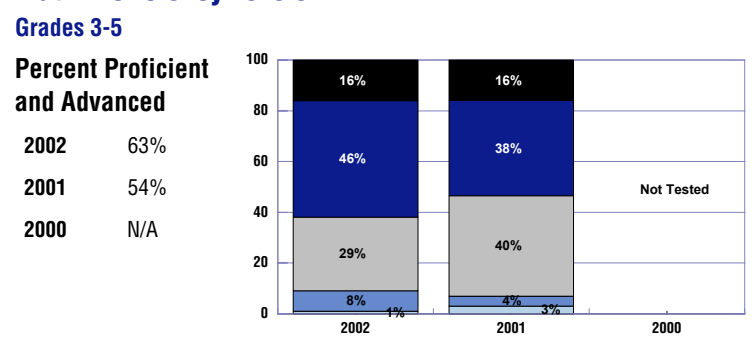
Reading Proficiency Levels



Writing Proficiency Levels



Math Proficiency Levels



■ % Advanced ■ % Proficient ■ % Partially Proficient ■ % Unsatisfactory ■ % No Score

Note: Percentages may not add to 100 due to rounding

ABOUT OUR STAFF

School Employment

Each year, your district reports to the Colorado Department of Education on the number of adults who work in your school, as well as the type of work they do. Last year, your school employed:

	Your School		District	
	Full Time	Part Time	Full Time	Part Time
Teachers	30	4	383	23
Paraprofessionals	3	4	68	39
Administrators	2	0	36	1
Other Professionals*	2	0	62	5
School Support	5	3	108	101
Total Staff	53		824	

* School counselors and librarians are included in the Other Professionals category. Your school employed 1/0 FT/PT counselor(s) and 1/0 FT/PT librarian(s) last year.

Students per Teacher Ratio

	Student Enrollment	Students per Teacher
Grade 1	92	17.0
Grade 2	99	22.4
Grade 3	88	16.3
Grade 4	99	15.4
Grade 5	90	16.6

Professional Experience of Teachers

	Your School	District
Average years of teaching experience	8	8
Percent of teachers teaching the subject in which they received their degree(s)	N/A	N/A
Teachers' average days absent	5.8%	6.0%
Number of teachers who left school/district last year	11	64
Teachers with tenure	16	183
Teachers without tenure	18	223
Number of professional development days	3	3

Salaries

	Your School	District	State
Average Teacher Salary	\$34,514	\$34,637	\$40,659
Average Administrator Salary	\$66,305	\$65,876	\$69,605

Principal: Jon Maroon, Karen Fedorenchik
 Number of years as Principal at this school: **18**
 Number of years as Principal at any school: **28**

Evans Elementary School

1675 Winnebago Road . Colorado Springs, CO 80915 . 719-597-1843

For more information and further details about this report, visit www.state.co.us/schools
 Colorado Department of Education . 201 East Colfax Ave. Denver, CO 80203

N/R - Data not reported to State